



Does a balloon man visit your market? Let's see what this balloon man brings with him.

The Balloon Man

He always comes on market days
And holds balloons – a lovely bunch –
And in the market square he stays,
And never seems to think of lunch.

They're red and purple, blue and green,
And when it is a sunny day
The carts and people get between
You see them shining far away.

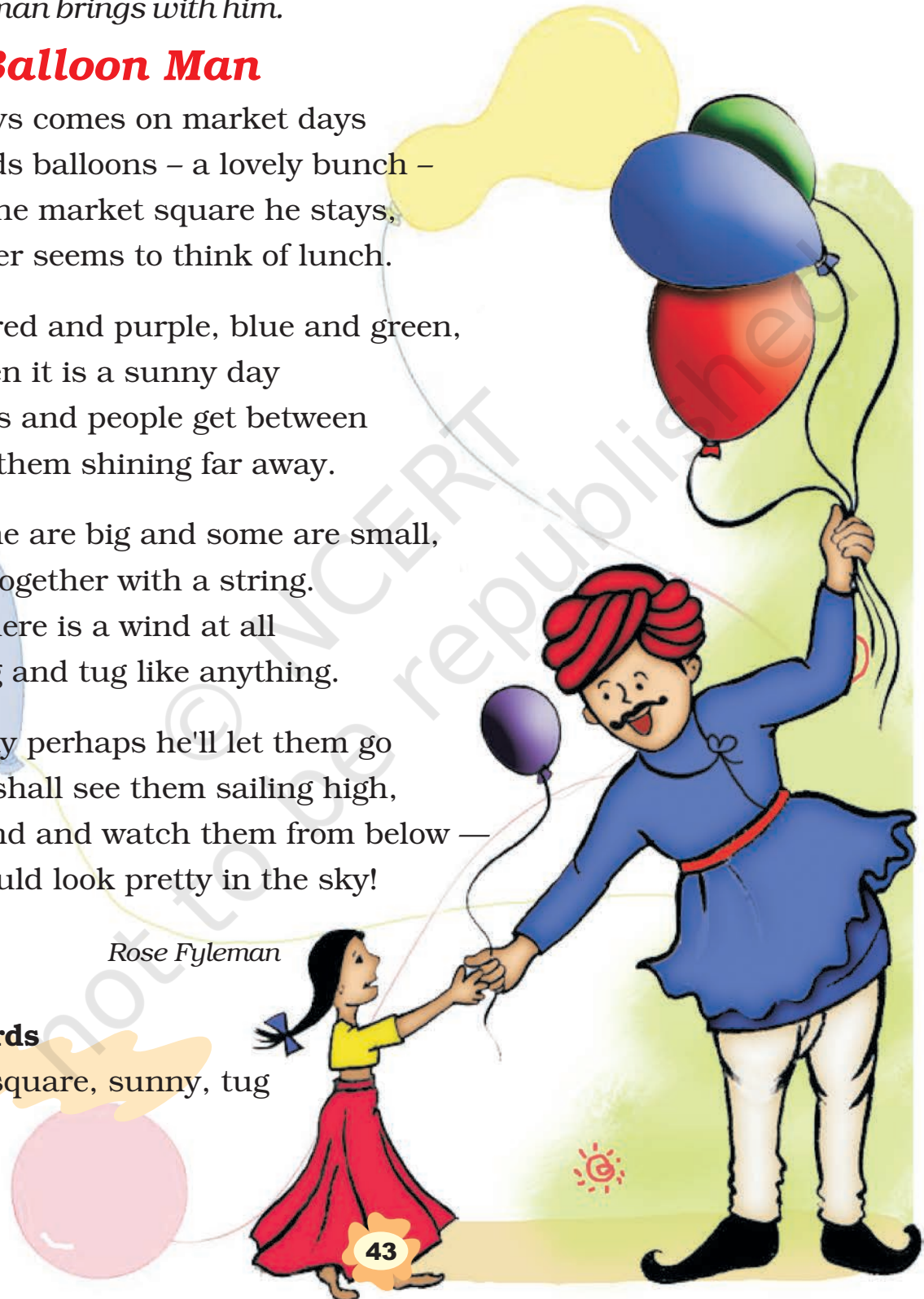
And some are big and some are small,
All tied together with a string.
And if there is a wind at all
They tug and tug like anything.

Some day perhaps he'll let them go
And we shall see them sailing high,
And stand and watch them from below —
They would look pretty in the sky!

Rose Fyleman

New words

bunch, square, sunny, tug



Reading is fun



1. Where does the balloon man stand?
2. What happens to the balloons when there is a wind?
3. What does the child like to see the balloon man do?

Talk time



1. How high can balloons fly?
2. What do you like about this poem?



Word building



- i. Identify the words from the jumbled letters and write the word in the space provided.

llaboons _____ cunlh _____

ulbe _____ ploep _____

wolbe _____ crat _____

- ii. Put the words given in the box into the following groups

(a) nature _____

(b) food _____

(c) colours _____



wind	turnip	purple	pineapple	sky
green	grass	white	yellow	rice

- iii. How many colours can you find hidden in this maze?
Write their names below.

A	B	C	D	E	O	P	G	H	I
J	K	L	M	N	R	U	R	Q	R
S	T	P	U	R	A	R	U	Y	U
W	H	I	T	E	N	P	E	E	B
V	W	X	X	D	G	L	N	L	L
I	F	O	G	H	E	E	U	L	U
O	M	B	R	O	W	N	N	O	E
L	Q	L	W	A	R	S	T	W	V
E	X	A	X	Z	N	A	B	C	D
T	F	C	G	H	I	G	N	K	L
M	N	K	O	P	I	N	K	G	T

1. _____ 2. _____ 5. _____
3. _____ 4. _____ 6. _____

- iv. Fill in the blanks in the balloons with their opposites. You can find them in the poem *The Balloon Man*. One is done for you.



Team time



- Take any magazine or newspaper which has colourful pages.
- Cut out balloons of various sizes and shapes carefully, using a pair of scissors.
- Paste the balloons on a large sheet of paper.
- Arrange them to make a colourful bunch of balloons.
- Draw a string for each balloon in a different colour.



Say aloud



string	stand
stream	sting
strong	still

haul	hall
mite	might
tail	tale
sale	sail

THE YELLOW BUTTERFLY

A yellow butterfly flew around in Sonu's garden.

Sonu saw the butterfly. He ran to catch it.

The butterfly flew to the rose bed. It sat on a red rose.



"Now I can catch it!" said Sonu. He walked slowly and silently to catch the butterfly. He came closer, closer, and still closer, but then...

Off flew the butterfly!

Where did the butterfly go? Near the garden was a pond. In the pond was a white lotus. Around it grew round leaves. They floated in the water.

The butterfly sailed on a floating leaf. Sonu went splash into the water and...

Off flew the butterfly!

Where was it? Sonu looked up, he looked down. Near the wall was a peach tree. It had pink flowers. The butterfly sat on a pretty flower.

"I can catch you!" shouted Sonu. He climbed up the tree. Up, up he climbed, but....

Back it flew, down from the tree.

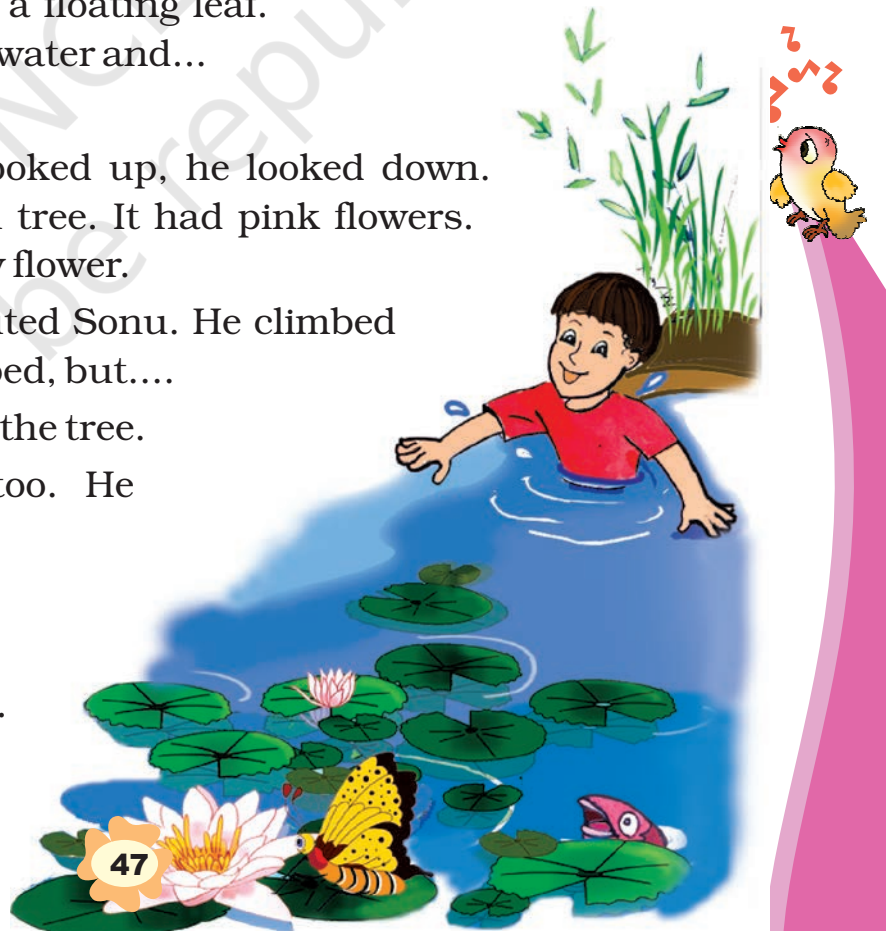
Sonu jumped down too. He chased the butterfly,


From the rose,

to the lotus, and,

Up the peach tree, but...

He could not catch the butterfly.





Sonu could not see it at all. He looked everywhere. At last he saw the butterfly.

There was a big spider's web in the peach tree. The butterfly was caught in the spider's web. It looked sad as it tried to escape. It fluttered its wings. It twisted and turned. But it could not escape. The spider's web held it tight.



Poor butterfly!

In the middle of the web was a big spider. It looked hungry.

It wanted to catch the butterfly.

Closer and closer crawled the black spider.

Before the hungry spider could grab it, Sonu ran and... he caught the butterfly!

It was so pretty. It had black spots on its yellow wings.

Sonu loved the little butterfly.

But it looked sad in Sonu's hand.

Sonu wanted it to be happy.





“Go,” said Sonu,
“Fly away!”

He let the butterfly go. It sat on the red rose. It flew to the peach tree and then sailed on a lotus leaf. It flew merrily from flower to flower.

Sonu watched it fly and fly.

The butterfly flew all around Sonu’s garden....happy and free once again.

Nilima Sinha

New words

escape, pond, peach, climb, catch, middle, hungry, float, shout, chase, flutter, twist

Reading is fun



1. Where did Sonu first see the yellow butterfly?
2. Name three places where the butterfly rested.
3. Why did Sonu chase the butterfly?
4. Why did Sonu let the butterfly go?

Talk time



1. If you were a butterfly, how would you feel if you were caught?
2. Why did the butterfly go to the flowers in the garden?



3. Say these sentences aloud.

Butterflies can fly.

Kites can fly.

Can we fly?

No, we can't. We can fly in an aeroplane.

Birds can fly.

Aeroplanes can fly.



Let's write



Write the sentences in proper order using these words to help you:

first

then

after this

finally

1. Finally, I dress up and go to school.
2. Then I brush my teeth and have a bath.
3. First of all, I get out of bed.
4. After this I eat my breakfast.

Team time



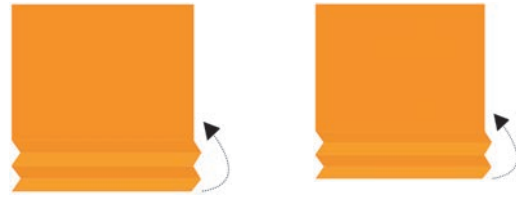
Activity: Paper fun

Let's make a butterfly.


1. Take a sheet of paper.
Cut two squares of the same size.



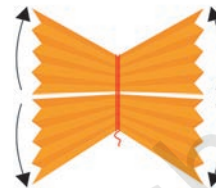
2. Fold them like a fan.



3. Hold both the folded squares and tie a thread in the middle.



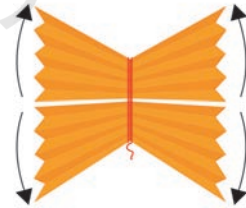
4. Now spread the folds, and the wings of your butterfly are ready.



5. Cut the body of the butterfly and draw its eyes. Put a smile on its face.



6. Stick it on the wings and your butterfly is ready.



7. You may decorate your butterfly by sticking some bindis, beads or sequins on it.



Word building



Make two words from one word. One has been done for you.

butterfly

butter

fly

everywhere

inside

outside

sunlight

THEMES

- Sky, colours, insects
- Appreciation of natural beauty

SUGGESTIONS FOR CLASSROOM TEACHING

- With a new poem, ask children to remember words and outstanding lines. While reading, let children look for lines they like best, enjoy them and make a picture of them “in their minds”.
- You can bring a packet of brightly coloured balloons and thread to class. Take the children out into the playground. Let each child blow one balloon and tie it tightly with a piece of thread. Now let them leave the balloons and watch them fly up with the breeze. Talk about how high they will fly in the sky. Talk also about the other things one can see in the sky including birds, butterflies, balloons, clouds etc. and their different colours.
- The story must be read in a clear voice, and appropriate expressions so that it is told well and will live in the memory of the children.
- Take children outdoors if possible, where they see butterflies on flowers and tell them about how they feed on nectar. Draw the body of a butterfly on the blackboard. Talk to the children about its different parts.

Paper folding activity: Give every child a square piece of paper. Let them colour it with dots and lines before making a butterfly.

- Help children to make colourful balloons by cutting pictures from old magazines and newspapers. They can stick these on chart papers and put them up in the class.
- Help children to find out the colours in the maze by reading the letters vertically and horizontally.
- Explain the difficult words in the text. You can supply pictures for them. Write new sentences on the blackboard. This way you can also teach *words* and *spaces* and later *a long word*, *a sentence* etc. Jumbled sentences can be presented in some attractive way to be corrected by the child.

